


Times Table Rock Stars

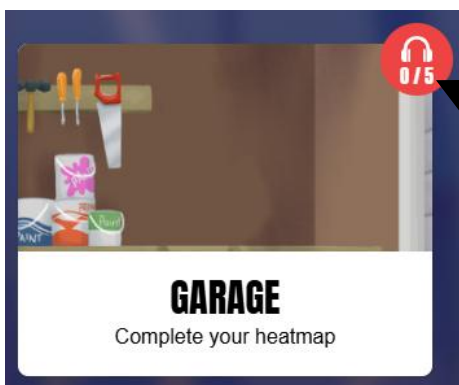
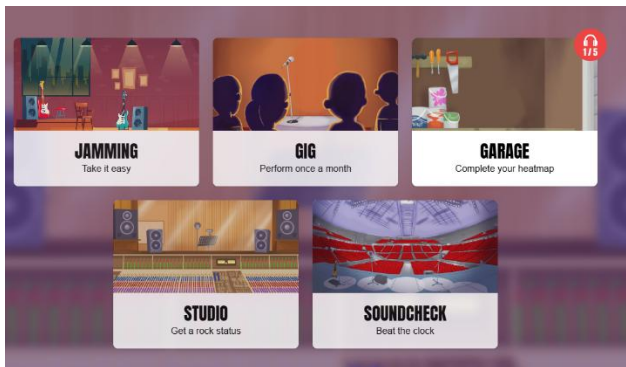
1. Log in to TT Rock Stars

Children's username and password are the **same** as their **Numbots** credentials, which can be found on page 12, in their diary.

2. Once logged on, children to select single player

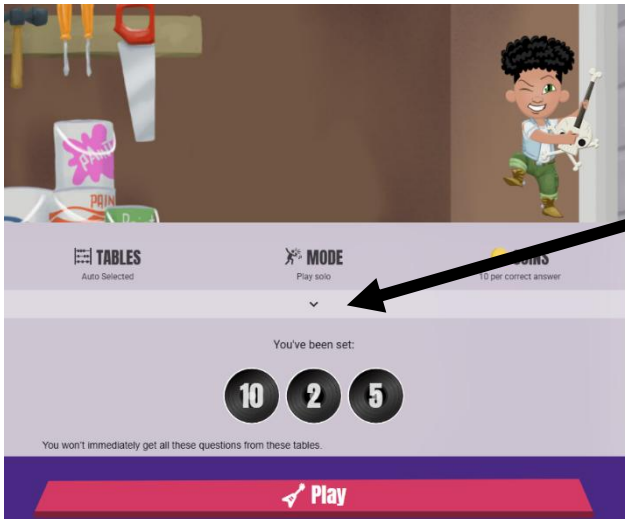


3. Then click 'garage'



→ This tells you how many minutes/sessions they have already done/ how many they are required to do.

Times Table Rock Stars



Select the minutes you would like to complete, by pressing the drop-down menu and then press play.

Children need to complete 5 minutes of TT Rock Stars a week. This can be done gradually or in one sitting. E.g. if you set for 3 minutes, children then only have to do another 2 minutes. However, if you set for 1 minute, children will need to do this 5 times.

Once they have played the game for the time you have set, the box in the picture below will appear. It will show how many minutes/sessions they have left.



Children have also been shown how to play this during school time so should be familiar with the format.

The first TT Rock Stars will be set on **Friday 2nd May and due in Thursday 8th May.**

Please let your class teacher know if you do not have access to a tablet/phone/computer that your child can use and we will make a different arrangement.

*You can also download the TT Rock Star on Apple or Android which creates a better gaming experience.